

Now Yesterday

Search:

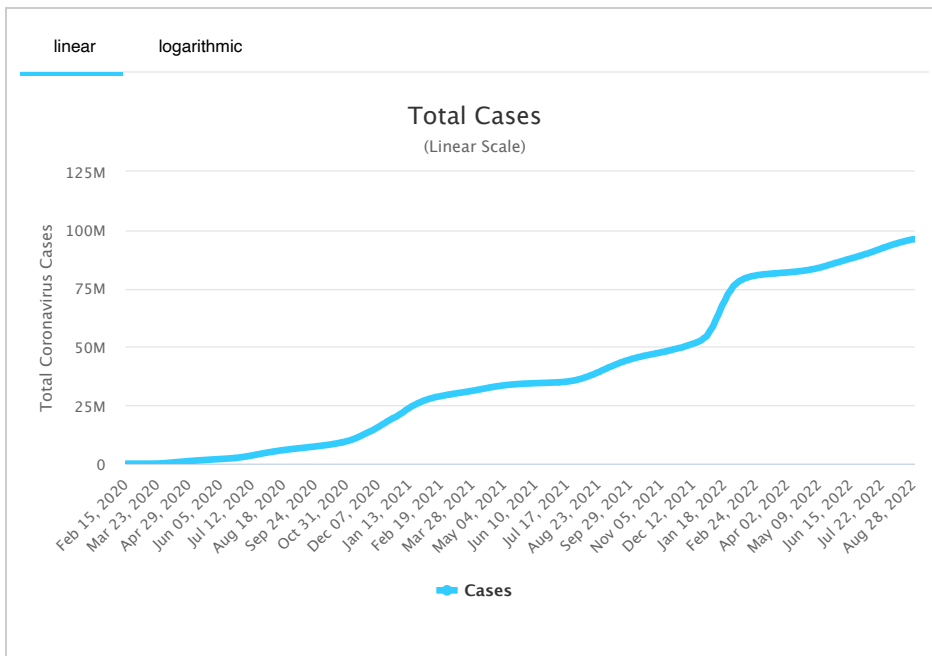
#	USA State	Total Cases	New Cases	Total Deaths	New Deaths	Total Recovered	Active Cases	Tot Cases/ 1M pop	Deaths/ 1M pop	Total Tests
	USA Total	96,091,120		1,069,499		91,758,677	3,262,944			1,099,5
1	California (/coronavirus/usa/california/)	11,059,237		94,987		10,359,871	604,379	279,894	2,404	182,5
2	Texas (/coronavirus/usa/texas/)	7,784,548		90,580		7,412,031	281,937	268,471	3,124	70,6
3	Florida (/coronavirus/usa/florida/)	7,056,534		79,782		6,763,983	212,769	328,551	3,715	62,3
4	New York (/coronavirus/usa/new-york/)	6,148,622		71,481		6,028,635	48,506	316,067	3,674	117,8
5	Illinois (/coronavirus/usa/illinois/)	3,678,190		39,296		3,508,967	129,927	290,265	3,101	57,8
6	Pennsylvania (/coronavirus/usa/pennsylvania/)	3,167,638		46,596		3,073,290	47,752	247,433	3,640	27,5
7	North Carolina (/coronavirus/usa/north-carolina/)	3,098,923		25,843		3,006,390	66,690	295,471	2,464	26,3
8	Ohio (/coronavirus/usa/ohio/)	3,049,546		39,406		2,937,464	72,676	260,888	3,371	22,3
9	Georgia (/coronavirus/usa/georgia/)	2,852,706		39,632		2,720,704	92,370	268,682	3,733	26,6
10	Michigan (/coronavirus/usa/michigan/)	2,751,201		37,909		2,643,048	70,244	275,482	3,796	26,6
11	New Jersey (/coronavirus/usa/new-jersey/)	2,673,004		34,532		2,468,297	170,175	300,940	3,888	30,5
12	Tennessee (/coronavirus/usa/tennessee/)	2,287,716		27,421		2,230,877	29,418	334,992	4,015	13,6
13	Arizona (/coronavirus/usa/arizona/)	2,245,713		31,047		2,176,120	38,546	308,531	4,265	20,5
14	Virginia (/coronavirus/usa/virginia/)	2,034,647		21,374		1,938,724	74,549	238,374	2,504	19,1
15	Massachusetts (/coronavirus/usa/massachusetts/)	2,005,250		21,390		1,969,880	13,980	290,932	3,103	47,6
16	Indiana (/coronavirus/usa/indiana/)	1,891,405		24,418		1,680,422	186,565	280,948	3,627	20,8
17	Wisconsin (/coronavirus/usa/wisconsin/)	1,829,224		15,059		1,764,689	49,476	314,168	2,586	17,6

18	<u>Washington</u>	1,778,421	14,005	1,723,682	40,734	233,545	1,839	17,1
19	<u>South Carolina</u>	1,661,020	18,245	1,533,041	109,734	322,609	3,544	17,3
20	<u>Minnesota</u>	1,630,819	13,429	1,609,140	8,250	289,171	2,381	23,2
21	<u>Colorado</u>	1,628,992	13,880	1,562,472	52,640	282,873	2,410	19,6
22	<u>Missouri</u>	1,608,884	21,254	1,518,432	69,198	262,143	3,463	14,6
23	<u>Kentucky</u>	1,533,108	16,679	1,431,799	84,630	343,156	3,733	13,6
24	<u>Alabama</u>	1,479,605	20,048	1,317,814	141,743	301,764	4,089	8,1
25	<u>Louisiana</u>	1,426,314	17,854	1,369,854	38,606	306,814	3,841	16,6
26	<u>Maryland</u>	1,219,602	15,159	1,166,050	38,393	201,731	2,507	22,7
27	<u>Oklahoma</u>	1,159,474	14,670	1,128,566	16,238	293,021	3,707	5,4
28	<u>Utah</u>	1,026,812	4,968	1,009,663	12,181	320,282	1,550	9,4
29	<u>Iowa</u>	957,751	9,907	907,947	39,897	303,559	3,140	8,4
30	<u>Arkansas</u>	930,076	11,905	907,085	11,086	308,196	3,945	7,4
31	<u>Mississippi</u>	904,905	12,766	863,250	28,889	304,052	4,289	7,0
32	<u>Oregon</u>	876,798	8,392	825,060	43,346	207,884	1,990	12,4
33	<u>Connecticut</u>	873,294	11,197	837,813	24,284	244,944	3,141	15,5
34	<u>Kansas</u>	858,613	8,958	823,713	25,942	294,720	3,075	2,2
35	<u>Nevada</u>	839,651	11,375	772,964	55,312	272,600	3,693	6,8
36	<u>New Mexico</u>	610,439	8,419	576,711	25,309	291,125	4,015	7,7
	<u>West Virginia</u>	580,697	7,274	570,303	3,120	324,023	4,059	6,7

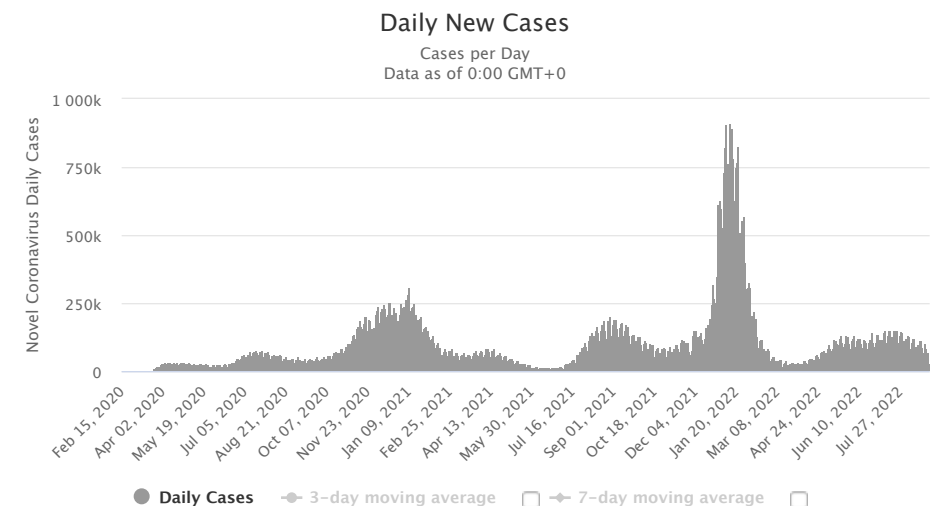
37	(/coronavirus/usa/west-virginia/)									
38	Nebraska (/coronavirus/usa/nebraska/)	527,989		4,455		511,403	12,131	272,946	2,303	5,5
39	Idaho (/coronavirus/usa/idaho/)	488,539		5,109		473,555	9,875	273,375	2,859	3,
40	Rhode Island (/coronavirus/usa/rhode-island/)	414,931		3,636		406,547	4,748	391,680	3,432	8,2
41	New Hampshire (/coronavirus/usa/new-hampshire/)	343,486		2,657		339,023	1,806	252,617	1,954	4,8
42	Hawaii (/coronavirus/usa/hawaii/)	337,737		1,632		324,839	11,266	238,536	1,153	4,1
43	Montana (/coronavirus/usa/montana/)	304,169		3,504		298,623	2,042	284,595	3,279	2,7
44	Delaware (/coronavirus/usa/delaware/)	302,387		3,042		291,866	7,479	310,534	3,124	1,0
45	Maine (/coronavirus/usa/maine/)	282,106		2,508		272,975	6,623	209,867	1,866	5,2
46	Alaska (/coronavirus/usa/alaska/)	278,680		1,304		270,757	6,619	380,947	1,783	4,2
47	North Dakota (/coronavirus/usa/north-dakota/)	264,130		2,348		259,956	1,826	346,599	3,081	6
48	South Dakota (/coronavirus/usa/south-dakota/)	256,255		2,984		252,157	1,114	289,665	3,373	2,2
49	Wyoming (/coronavirus/usa/wyoming/)	174,213		1,877		171,610	726	301,011	3,243	1,4
50	District Of Columbia (/coronavirus/usa/district-of-columbia/)	165,774		1,381		160,946	3,447	234,891	1,957	3,0
51	Vermont (/coronavirus/usa/vermont/)	139,769		707		136,890	2,172	223,993	1,133	4,0
52	Puerto Rico	921,183		4,955		845,641	70,587	271,981	1,463	4,5
53	Guam	57,815		390		56,898	527			5
54	United States Virgin Islands	22,622		122		22,261	239			4
55	Northern Mariana Islands	13,120		40		13,027	53			1
56	American Samoa	8,168		34		N/A	N/A			
57	Veteran Affairs	747,367		22,782		712,165	12,420			8,6
58	US Military	706,507		689		670,683	35,135			
59	Federal Prisons	70,542		313		69,450	779			1

60	Navajo Nation	64,081	1,886	N/A	N/A			
61	Grand Princess Ship	122	7	115	0			
62	Wuhan Repatriated	3		3	0			
63	Diamond Princess Ship	46		46	0			
	Total:	96,091,120	1,069,499	91,758,677	3,262,944			1,099,5

Total Coronavirus Cases in the United States

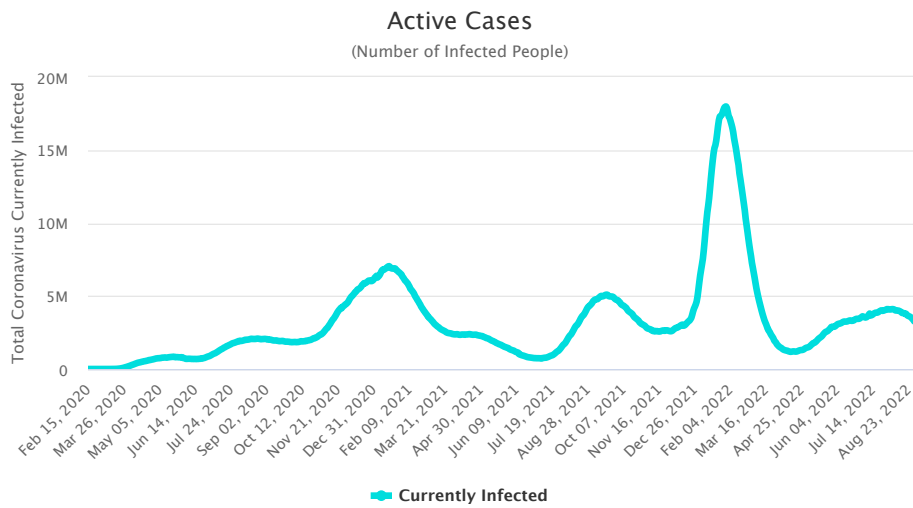


Daily New Cases in the United States

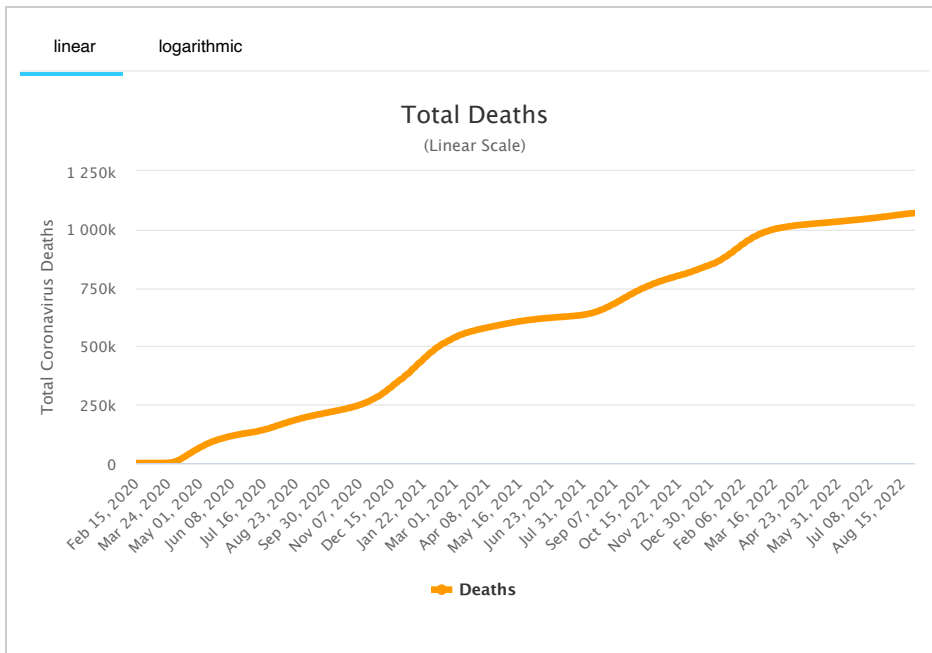


See also: [Daily Deaths Graph](#)

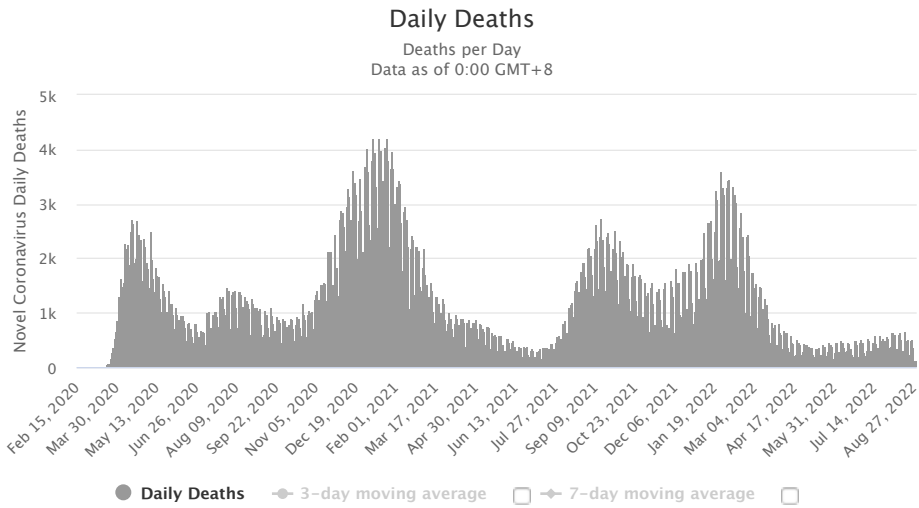
Active Cases in the United States



Total Coronavirus Deaths in the United States



Daily New Deaths in the United States



See also: [Daily Cases Graph](#)

Latest News

August 29 (GMT)

Updates

- 30,148 new cases and 112 new deaths in [the United States \(/coronavirus/country/us/\)](#)

August 28

August 27

August 26

August 25

August 24

[View More News](#)

Historical account of the initial stages of the epidemic in the United States

Content:

- First 20 cases in the United States
- Progression of first suspected cases
- Timeline of initial events
- Sources for the historical account

First 20 cases in the United States

Information collected on the first 20 domestic cases (not including repatriated cases and Diamond Princess cruise ship evacuee cases) is presented in the table below:

State	Cases	Sex	Age	Date	Case #	Location	Source
Oregon	1			Feb. 29	17 th	Washington C.	
Washington	2			Feb. 29	18, 19 th		
	1	M	30s	Jan. 21	1 st	Snohomish	[7]
Illinois	1			Mar. 1	20 th		
	1	M	60s	Jan. 30	6 th	Chicago	[12]
	1	F	60s	Jan. 24	2 nd	Chicago	[8]
California	2	unkn.	unkn.	Jan. 26	3 rd , 4 th	Orange C., L.A.	[9]
	1	M	adult	Jan. 31	7 th	Santa Clara C.	[17][18]
	1	F	unkn.	Feb. 2	9 th	Santa Clara C.	
	1	M	57	Feb. 2	10 th	San Benito C.	
	1	F	57	Feb. 2	11 th	San Benito C.	
	1		65	Feb. 28	16 th	Santa Clara C.	
	1			Feb. 21	13 th	Humboldt C.	
	1			Feb. 21	14 th	Sacramento C.	
	1			Feb. 26	15 th	[Northern California]	
Massachusetts	1	M	20s	Feb. 1	8 th	Boston	[16]
Arizona	1	unkn.	student	Jan. 26	5 th	Maricopa County	
Wisconsin	1			Feb. 5	12 th	Madison	

Patients Under Investigation (PUI) in the United States

CDC in the early stages released information regarding the number of cases and people under investigation that was updated regularly on Mondays, Wednesdays, and Fridays. Below we provide the historical reports that we were able to gather in order to track the progression in the number of suspected cases and US states involved through time in the initial stages

As of Feb. 10:

<i>Number of U.S. States with PUI</i>	36
Positive	12
Negative	318
Pending (specimens awaiting testing)	68
TOTAL	398

As of Feb. 7:

<i>Number of U.S. States with PUI</i>	36
Positive	12
Negative	225
Pending (specimens awaiting testing)	100
TOTAL	337

As of Feb. 5:

<i>Number of U.S. States with PUI</i>	36
Positive	11
Negative	206
Pending (specimens awaiting testing)	76
TOTAL	293

As of Feb. 3:

<i>Number of U.S. States with PUI</i>	36
Positive	11
Negative	167
Pending (specimens awaiting testing)	82
TOTAL	260

As of January 31:




<i>Number of U.S. States with PUI</i>	36
Positive	6
Negative	114
Pending (specimens awaiting testing)	121
TOTAL	241

Previously, as of January 29, there were 92 suspected cases awaiting testing.

--	--

Number of U.S. States with PUI	36
Positive	5
Negative	68
Pending (specimens awaiting testing)	92
TOTAL	165

Timeline of Events

-  On January 31, HHS declared Coronavirus a Public Health Emergency in the US (<https://www.hhs.gov/about/news/2020/01/31/secretary-azar-declares-public-health-emergency-us-2019-novel-coronavirus.html>)
As of Jan. 31, the Wuhan coronavirus is officially a public health emergency in the United States, Alex Azar, secretary of the US Department of Health and Human Services (HHS), announced at a White House press briefing.
-  On Jan. 31, the U.S. Centers for Disease Control and Prevention (CDC) **issued a federal quarantine for 14 days** affecting the 195 American evacuees from Wuhan, China. Starting Sunday, Feb. 2, U.S. citizens, permanent residents and immediate family who have visited China's Hubei province will undergo a **mandatory 14 days quarantine** and, if they have visited other parts of China, they would be screened at airports and asked to self-quarantine for 14 days. The last time the CDC had issued a quarantine was over 50 years ago in the 1960s, for smallpox.
-  President Donald Trump signed an order on Jan. 31 for the U.S. to **deny entry to foreign nationals who traveled to China** within the preceding two weeks, aside from the immediate family of U.S. citizens.
- On Jan. 30, the CDC had confirmed the **first case of person to person transmission in the U.S.:** ^[12] the husband of the Chicago, Illinois case who had returned from Wuhan, China on Jan. 13 and who tested positive for the virus on Jan. 24).
- CDC stated on Jan. 30 that "It is likely there will be more cases of 2019-nCoV reported in the U.S. in the coming days and weeks, including more person-to-person spread."^[12]
- The virus had been confirmed in **5 states**.
- On Jan. 31, **New York City** health officials vehemently denied the rumor regarding a coronavirus case in the city. ^[13] On Feb. 1, however, the city's health commissioner did report that there was a test being performed on a person under 40 who had returned from China, developed matching symptoms, and tested negative to the seasonal flu.
- Most US patients had recently visited Wuhan.**
- All of the first five U.S. cases were described as **mild**.
- A study on the first US case of novel coronavirus detailed mild symptoms followed by pneumonia (https://www.cnn.com/2020/01/31/health/washington-coronavirus-study-nejm/index.html?utm_term=link&utm_medium=social&utm_content=2020-02-01T00)

U.S. Airlines suspended ALL flights between the U.S. and China

On Friday, January 31, Delta, American and United announced they would temporarily suspend all of their mainland China flights in response to the coronavirus outbreak.^[14]

Prior to this January 31 announcement:

- UNITED AIRLINES**
on Jan. 28 had announced it would cut 24 flights between the U.S. and China for the first week of February.
- AMERICAN AIRLINES**

on Jan. 29 had announced it would suspend flights from Los Angeles to Shanghai and Beijing from Feb. 9 through March 27, 2020. It will maintain its flight schedules (10 daily A/R) from Dallas-Fort Worth to Shanghai and Beijing, as well as from Los Angeles and Dallas-Fort Worth to Hong Kong.

- **DELTA**

had not adjusted its schedule of direct flights from the U.S. to China. It is the only airline with direct flights to not take action so far.

The White House was considering issuing a ban on flights between the United States and China, as of late Jan. 28^[11]. Italy has announced on January 31 that it was suspending all flights to and from China following the first 2 cases of coronavirus in Italy.

Travel Alert: Do Not Travel to China

- The U.S. State Department on January 30 issued a **Level 4: Do Not Travel to China Alert** (<https://travel.state.gov/content/travel/en/traveladvisories/traveladvisories/china-travel-advisory.html>) ^[4] (the highest level of alert).
- Previously, on January 29, the advisory was set at a lower "Level 3: Reconsider Travel" advising not to travel to Hubei Province: (Level 4) and reconsider travel to the remainder of China (Level 3).
- The CDC on Jan. 28 issued a Level 3 Warning (<https://wwwnc.cdc.gov/travel/notices/warning/novel-coronavirus-china>), recommending that travelers **avoid all nonessential travel to China** ^[5].

Screening incoming passengers at 20 airports in the U.S.

On January 17, the CDC announced that 3 airports in the United States would begin screening incoming passengers from China: SFO, JFK, and LAX ^[6] Other 2 airports were added subsequently, and on January 28, the U.S. Department of Health and Human Services (HHS) announced that 15 additional U.S. airports (bringing the total to 20) would begin screening incoming travelers from China.

Below is the complete list of airports where screening for the 2019 Novel Coronavirus (2019-nCoV) is in place:

- Los Angeles International (LAX)
- San Francisco International (SFO)
- Chicago O'Hare
- New York JFK
- Atlanta Hartsfield-Jackson International
- Houston George Bush Intercontinental
- Dallas-Fort Worth International
- San Diego International
- Seattle-Tacoma International
- Honolulu International
- Anchorage Ted Stevens International
- Minneapolis-St. Paul International
- Detroit Metropolitan
- Miami International
- Washington Dulles International

- Philadelphia International
- Newark Liberty International
- Boston Logan International
- El Paso International
- Puerto Rico's San Juan Airport

Sources for the historical account

1. Novel Coronavirus (2019-nCoV) situation reports (<https://www.who.int/emergencies/diseases/novel-coronavirus-2019/situation-reports/>) - World Health Organization (<https://www.who.int/>) (WHO)
2. 2019 Novel Coronavirus (2019-nCoV) in the U.S (<https://www.cdc.gov/coronavirus/2019-ncov/cases-in-us.html>) - U.S. Centers for Disease Control and Prevention (<https://www.cdc.gov/>) (CDC)
3. Symptoms of Novel Coronavirus (2019-nCoV) (<https://www.cdc.gov/coronavirus/2019-ncov/about/symptoms.html>) - CDC
4. China Travel Advisory (<https://travel.state.gov/content/travel/en/traveladvisories/traveladvisories/china-travel-advisory.html>) - U.S. State Department, accessed January 31, 2020.
5. Novel Coronavirus in China - Warning - Level 3, Avoid Nonessential Travel (<https://wwwnc.cdc.gov/travel/notices/warning/novel-coronavirus-china>) - CDC, January 28, 2020.
6. Public Health Screening to Begin at 3 U.S. Airports for 2019 Novel Coronavirus ("2019-nCoV") (<https://www.cdc.gov/media/releases/2020/p0117-coronavirus-screening.html>) - CDC January 17, 2020
7. First Travel-related Case of 2019 Novel Coronavirus Detected in United States (<https://www.cdc.gov/media/releases/2020/p0121-novel-coronavirus-travel-case.html>) - CDC, January 21, 2020
8. Second Travel-related Case of 2019 Novel Coronavirus Detected in United States (<https://www.cdc.gov/media/releases/2020/p0124-second-travel-coronavirus.html>) - CDC, January 24, 2020
9. CDC confirms additional cases of 2019 Novel Coronavirus in United States (<https://www.cdc.gov/media/releases/2020/s0126-coronavirus-new-cases.html>) - CDC, January 26, 2020
10. 2019 Novel Coronavirus (2019-nCoV) in the U.S. (<https://www.cdc.gov/coronavirus/2019-ncov/cases-in-us.html>) - CDC, Updated January 29, 2020
11. White House considers ban on flights to China amid coronavirus outbreak (<https://eu.usatoday.com/story/travel/news/2020/01/28/white-house-considers-ban-china-flights-amid-coronavirus-outbreak/4602839002/>) - USA Today, Jan. 28, 2020
12. CDC Confirms Person-to-Person Spread of New Coronavirus in the United States (<https://www.cdc.gov/media/releases/2020/p0130-coronavirus-spread.html>) - CDC Press Release, Jan. 30, 2020
13. NYC Officials Deny Report Of Coronavirus Amid Confusion (<https://www.forbes.com/sites/sergeiklebnikov/2020/01/31/nyc-officials-deny-report-of-coronavirus-amid-confusion/#351e47b5652c>) - Forbes, Jan. 31, 2020
14. Delta, American, United to suspend all China mainland flights as coronavirus crisis grows (<https://eu.usatoday.com/story/travel/2020/01/31/coronavirus-china-flight-ban-delta-cuts-all-flights-white-house/4620989002/>) - USA Today, Jan. 31, 2020
15. Secretary Azar Declares Public Health Emergency for United States for 2019 Novel Coronavirus (<https://www.hhs.gov/about/news/2020/01/31/secretary-azar-declares-public-health-emergency-us-2019-novel-coronavirus.html>) - U.S. Department of Health and Human Services (HHS), Jan. 31, 2020
16. Man returning from Wuhan, China is first case of 2019 Novel Coronavirus confirmed in Massachusetts (<https://www.mass.gov/news/man-returning-from-wuhan-china-is-first-case-of-2019-novel-coronavirus-confirmed-in>) - Massachusetts Department of Public Health, Feb. 1, 2020
17. County of Santa Clara Public Health Department Reports First Case of Novel (new) Coronavirus (<https://www.sccgov.org/sites/phd/news/Pages/novel-coronavirus-1-31-2020.aspx>) - Santa Clara County Public Health, Jan. 31, 2020
18. Coronavirus: First case confirmed in Santa Clara County (<https://www.mercurynews.com/2020/01/31/santa-clara-coronavirus/>) - Mercury News, Jan. 31, 2020

worldometer (/)

[about \(/about/\)](#) | [faq \(/faq/\)](#) | [languages \(/languages/\)](#) | [contact \(/contact/\)](#) | [report coronavirus cases \(/report_us/\)](#)



[\(/newsletter-subscribe/\)](#)



[\(/https://twitter.com/Worldometers\)](https://twitter.com/Worldometers)



[\(/https://www.facebook.com/Worldometers.info\)](https://www.facebook.com/Worldometers.info)

© Copyright Worldometers.info - All rights reserved - [Disclaimer & Privacy Policy \(/disclaimer/\)](#)



AIRPARK
PRE-OWNED INVENTORY UNDER \$15,000*
INVENTORY CHANGES DAILY
[START SHOPPING NOW](#)
Tax, title, license and \$499 dealer doc. fee extra.

Logos for Chrysler, Dodge, Jeep, and Ram are displayed at the bottom left of the advertisement.